This FREE PATTERN is provided to you by LITTLE QUILTS -- 770-578-6727
1450-C Roswell Rd - Marietta, GA 30062 -- www. littlequilts.com

Block 37: Lois & Eunice



Fabric needed for one block & Cutting instructions		
Dark	1/8 yard or scrap (2) 3-7/8" squares, cut once diagonally (1) 4-1/4" square, cut twice diagonally	☐ ☒
Medium	1/8 yard or scrap (6) 3-7/8" squares, cut once diagonally	☐
Light	1/4 yard or scrap (8) 3-7/8" squares, cut once diagonally (4) 2"x3-1/2"rectangles (5) 3-1/2" squares (4) 2-3/8" squares, cut once diagonally	☐ ☐

Timothy's mother was Jewish; his father, Greek. His father had forbid Timothy to be circumcised, which excluded him from Jewish religious life. Undaunted, his mother, Eunice, and grandmother, Lois, made sure that Timothy knew God through the Scripture. Timothy's father died, and his mother had to work to support her family. Lois stayed home with young Timothy, teaching him how to read and understand the Scripture. During Apostle Paul's first visit to Lystra, Lois, Eunice and Timothy were converted to Christianity. Their devout Jewish faith and knowledge of Scripture prepared their hearts and souls for Paul's teaching everlasting life through Christ. Paul was impressed by Timothy's knowledge of Scripture. After Paul left, Timothy continued his ministry, teaching others about Christ. When Paul visited Lystra a second time, he was so impressed by Timothy's actions that he made Timothy his missionary helper.

Years later, when Paul was imprisoned in Rome, he wrote to his beloved follower, Timothy, crediting his mother and grandmother Timothy's early instruction and faith development, *"I am reminded of your sincere faith, a faith that dwelt first in your grandmother, Lois and our mother Eunice and now, I am sure, dwells in you."* **2 Timothy 1:5..** The New Oxford Annotated Bible Revised Standard Version.

The story of Timothy reminds us that faith formation begins at home. While there are many grandmothers in the Bible, Paul's letter to Timothy is the only place where the term "grandmother" is used. Paul's reveres Lois and Eunice for passing their faith on to their son/grandson. In a similar way, we, too, are called to share our faith with our children and grandchildren.

Stitchin' Tree Quilts
Toll free 877-239-3655 www.stitchintree.com
Please contact us if you find an error in this pattern or have difficulty following these instructions.

© 2014 Stitchin' Tree LLC Woodbine, Iowa. All Rights Reserved.
Limited reproduction rights may be granted in accordance with contract terms.

This FREE PATTERN is provided to you by LITTLE QUILTS -- 770-578-6727
1450-C Roswell Rd - Marietta, GA 30062 -- www. littlequilts.com

Block 37: Lois & Eunice



Pattern for a 15" finished block—All seams are 1/4". Pressing directions are indicated.

Instructions:

1. Stitch a small Light triangle to each side of a small Dark triangle to form the flying geese unit, as shown. One point of the Light triangles will slightly overlap the right angle of the Dark triangle (approx. 3/8"). Press toward the Light triangles. Trim dog ears. Make (4) units.

2. Stitch a Light rectangle to each point side of the flying geese units from Step 1, as shown. Press toward the Light rectangle.

3. Create the half-squares by stitching Dark and Medium triangles to Light triangles along the long side. Press seams toward the Dark and Medium triangles. Make (4) Dark units and (12) Medium units.

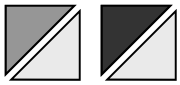

4. Stitch the top and bottom row together by stitching (4) Medium half-squares to one of the flying geese units, as shown. Press seams toward the outside.

5. Stitch the second and fourth rows together by stitching (2) Dark half-squares, (2) Medium half-squares and a Light square together as shown. Press toward the inside.

6. Stitch the center row together by stitching (2) flying geese units to (3) Light squares as shown. Press toward the outside.



7. Stitch the rows together to complete the block, shown above. Press seems open.

Stitchin' Tree Quilts
Toll free 877-239-3655 www.stitchintree.com
Please contact us if you find an error in this pattern or have difficulty following these instructions.

© 2014 Stitchin' Tree LLC Woodbine, Iowa. All Rights Reserved.
Limited reproduction rights may be granted in accordance with contract terms.

This FREE PATTERN is provided to you by LITTLE QUILTS -- 770-578-6727
1450-C Roswell Rd - Marietta, GA 30062 -- www. littlequilts.com



Block 37: Lois & Eunice

Finished 15”

I chose Album to represent Lois & Eunice. They shared their faith with their son/ grandson, much like sharing photos in a photo album.

The space below is provided for your personal reflection.

Stitchin' Tree Quilts
Toll free 877-239-3655 www.stitchintree.com
Please contact us if you find an error in this pattern or have difficulty following these instructions.

© 2014 Stitchin' Tree LLC Woodbine, Iowa. All Rights Reserved.
Limited reproduction rights may be granted in accordance with contract terms.